



**OFFICIAL NCAA BASKETBALL BOX SCORE**  
 Elizabethtown Panthers vs Boyd County Lions

03/16/2000 19:00  
 Final Box Score

Arena Boys' Sweet16, Rupp Arena  
 City,State Lexington,KY

No.	Elizabethtown Panthers	Total FG		3-point		FT	FTA	Rebounds			F	TP	A	TO	BLK	STL	MIN
		FG	FGA	FG	FGA			Off	Def	Tot							
4	Kyle Foster	0	0	0	0	0	0	0	0	0	0	0	0	0	0	0	1:01
5	Chris Robinson	0	0	0	0	0	0	0	0	0	0	0	0	0	0	0	DNP
10	Brett Atcher	0	0	0	0	0	0	0	0	0	0	0	0	0	0	0	DNP
11	Mike Howard	0	0	0	0	0	0	0	0	0	0	0	0	0	0	0	DNP
20	Jashawn Curry	0	0	0	0	0	0	0	0	0	0	0	0	0	0	0	DNP
21	* Jason Johnston	1	2	0	1	0	1	0	2	2	1	2	0	1	0	1	30:59
23	* Chris Williams	8	17	2	8	3	5	2	6	8	2	21	1	3	0	2	32:00
25	* Josh Pedigo	0	3	0	1	0	0	0	2	2	1	0	4	3	1	0	20:55
33	* Antwain Barbour	5	11	0	1	1	2	1	0	1	3	11	1	1	0	2	25:20
34	Mark Richardson	0	0	0	0	0	0	1	0	1	2	0	0	2	0	1	13:16
42	Blake Bramblett	1	2	0	0	0	0	0	1	1	2	2	0	0	1	1	9:49
50	Dwight Rudd	0	0	0	0	0	0	0	0	0	0	0	0	0	0	0	DNP
52	* Nathan Sexton	6	10	0	0	4	7	4	4	8	3	16	0	4	2	0	26:40
<b>Team (Included in Totals)</b>								<b>1</b>	<b>1</b>	<b>2</b>							
<b>Totals</b>		<b>21</b>	<b>45</b>	<b>2</b>	<b>11</b>	<b>8</b>	<b>15</b>	<b>9</b>	<b>16</b>	<b>25</b>	<b>14</b>	<b>52</b>	<b>6</b>	<b>14</b>	<b>4</b>	<b>7</b>	<b>160</b>

Total FG%: 1st half 11 - 25 (44.0%) 2nd half 10 - 20 (50.0%) Game 21 - 45 (46.7%)  
 3Pt FG%: 1st half 1 - 5 (20.0%) 2nd half 1 - 6 (16.7%) Game 2 - 11 (18.2%)  
 FT%: 1st half 2 - 5 (40.0%) 2nd half 6 - 10 (60.0%) Game 8 - 15 (53.3%)

Deadball  
 rebounds  
 2

No.	Boyd County Lions	Total FG		3-point		FT	FTA	Rebounds			F	TP	A	TO	BLK	STL	MIN
		FG	FGA	FG	FGA			Off	Def	Tot							
3	* Tyler Borders	2	4	0	2	1	2	1	4	5	1	5	2	3	0	0	30:32
4	* Caleb Stewart	4	11	0	0	4	4	5	6	11	1	12	3	3	1	1	28:35
10	Joe Howard	0	0	0	0	0	0	0	0	0	0	0	0	0	0	0	DNP
12	Ryan Fraley	0	0	0	0	0	0	0	0	0	0	0	0	0	0	0	DNP
14	* Adam Young	2	4	1	2	3	5	0	1	1	4	8	1	2	0	4	29:50
20	Matt Cline	0	0	0	0	0	0	0	0	0	0	0	0	0	0	0	DNP
22	* Tyler Zornes	4	15	1	7	3	3	2	3	5	3	12	3	7	0	1	31:19
23	Brandon Lange	0	0	0	0	0	0	0	0	0	0	0	0	0	0	0	DNP
24	Zach Fugeman	0	5	0	1	0	0	1	0	1	2	0	0	1	0	0	11:41
30	Jacob Meade	0	0	0	0	0	0	0	0	0	0	0	0	0	0	0	DNP
32	Chase Caudill	0	0	0	0	0	0	0	0	0	0	0	0	0	0	0	DNP
33	Josh Evans	0	0	0	0	0	0	0	0	0	0	0	0	0	0	0	0:41
42	Todd Chaney	0	1	0	0	2	2	1	2	3	1	2	0	0	0	0	2:51
45	David Peals	0	0	0	0	0	0	0	0	0	0	0	0	0	0	0	DNP
52	* Brandon Rose	5	6	0	0	1	2	1	2	3	3	11	2	1	0	2	24:31
		0	0	0	0	0	0	0	0	0	0	0	0	0	0	0	DNP
<b>Team (Included in Totals)</b>								<b>2</b>	<b>1</b>	<b>3</b>							
<b>Totals</b>		<b>17</b>	<b>46</b>	<b>2</b>	<b>12</b>	<b>14</b>	<b>18</b>	<b>13</b>	<b>19</b>	<b>32</b>	<b>15</b>	<b>50</b>	<b>11</b>	<b>17</b>	<b>1</b>	<b>8</b>	<b>160</b>

Total FG%: 1st half 7 - 22 (31.8%) 2nd half 10 - 24 (41.7%) Game 17 - 46 (37.0%)  
 3Pt FG%: 1st half 2 - 9 (22.2%) 2nd half 0 - 3 (0.00%) Game 2 - 12 (16.7%)  
 FT%: 1st half 9 - 12 (75.0%) 2nd half 5 - 6 (83.3%) Game 14 - 18 (77.8%)

Deadball  
 rebounds  
 5

Technical Fouls: None

Attendance: Unknown

Officials: Rick Chasteen, Rob Allen, Tommy Hutton

Score by Period	1st H	2nd H	OT	OT	Final	Record	Overall	Conf
Boyd County Lions	25	25	0	0	50	Lions	22-8	
Elizabethtown Panthers	25	27	0	0	52	Panthers	27-5	

	Lions Panthers		Lions Panthers		Lions Panthers			
Points off Turnovers	12	23	Second Effort Points	16	14	Bench Points	2	2
Points In the Paint	24	26	3 Point Points	6	6	Free Throw Points	14	8
Largest Lead	0	8 (8 pts)	Lead Changes	10		Number of Ties	5	

**University of Kentucky Basketball - Play by Play Report (pg 1)**  
**Boyd County Lions vs. Elizabethtown Panthers**  
 Date: 03/16/2000 Time: 19:00 Site: Boys' Sweet16, Rupp Arena-Lexington,KY Attendance:

## Name	Action	Action	Score	Clock	Diff	## Name	Action	Action
3 T Borders	Start Game					21 J Johnston	Start Game	
4 C Stewart	Start Game					23 C Williams	Start Game	
14 A Young	Start Game					25 J Pedigo	Start Game	
22 T Zornes	Start Game					33 A Barbour	Start Game	
52 B Rose	Start Game					52 N Sexton	Start Game	
52 B Rose	Jump Ball Loss			1 7:58		52 N Sexton	Jump Ball Win	
			0-2	1 7:34	-2	52 N Sexton	FG Made	25 J Pedigo Assist
22 T Zornes	Turn Over	(Bad Pass)		1 7:20				
				1 7:08		33 A Barbour	FG Attempt	52 N Sexton Off Reb
52 B Rose	Personal Foul		0-3	1 7:08	-3	52 N Sexton	FT Made	
4 C Stewart	Def Rebound			1 7:08		52 N Sexton	FT Attempt	
22 T Zornes	FG Attempt			1 6:41		25 J Pedigo	Def Rebound	
52 B Rose	Def Rebound			1 6:32		25 J Pedigo	FG Attempt	
3 T Borders	Turn Over	(Bad Pass)		1 6:21				
				1 6:17		33 A Barbour	Steal	
			0-6	1 6:13	-6	23 C Williams	3Pt Made	33 A Barbour Assist
Lions	20 Sec Time Out			1 6:09				
22 T Zornes	FG Attempt			1 5:49		21 J Johnston	Def Rebound	
14 A Young	Def Rebound			1 5:42		23 C Williams	FG Attempt	
4 C Stewart	FG Attempt			1 5:24		23 C Williams	Def Rebound	
			0-8	1 5:16	-8	33 A Barbour	FG Made	
22 T Zornes	3Pt Made	52 B Rose Assist	3-8	1 4:54	-5			
				1 4:43		52 N Sexton	Turn Over	(Traveling)
22 T Zornes	3Pt Attempt			1 4:31		23 C Williams	Def Rebound	
4 C Stewart	Def Rebound			1 4:12		52 N Sexton	FG Attempt	
22 T Zornes	Turn Over			1 3:59				
			3-10	1 3:29	-7	52 N Sexton	Layup Made	25 J Pedigo Assist
4 C Stewart	Layup Made	22 T Zornes Assist	5-10	1 3:19	-5			
			5-12	1 2:43	-7	21 J Johnston	FG Made	
4 C Stewart	Turn Over	(Traveling)		1 2:25				
				1 2:23				
				1 2:15		21 J Johnston	Turn Over	(Fumble)
14 A Young	Turn Over	(Bad Pass)		1 2:05				
				1 1:52		25 J Pedigo	Turn Over	(Bad Pass)
				1 1:49				
52 B Rose	Steal			1 1:49				
52 B Rose	FG Made	3 T Borders Assist	7-12	1 1:34	-5			
4 C Stewart	Def Rebound			1 1:26		33 A Barbour	FG Attempt	
22 T Zornes	FG Made		9-12	1 1:04	-3			
				1 0:55		23 C Williams	3Pt Attempt	33 A Barbour Off Reb
			9-14	1 0:53	-5	33 A Barbour	Putback Made	
				1 0:28		33 A Barbour	Personal Foul	
				1 0:28		34 M Richardson	Enter Game	for 25 J Pedigo
52 B Rose	FT Made		10-14	1 0:28	-4			
52 B Rose	FT Attempt			1 0:28		23 C Williams	Def Rebound	
4 C Stewart	Def Rebound			1 0:04		52 N Sexton	FG Attempt	

**End of Period Summary Lions 10 Panthers 14**

Largest Lead: Lions 0 Panthers 8 (8 pts)

Lead in Period: Lions 0 Panthers 8 (8 pts)

5 for 6 oppo pts

0 for 0 pts

4/8 for 50.0 %

1/2 for 50.0 %

Turnovers

2nd Chances

Field Goals

Free Throws

Lead Changes: 0 Ties: 0

Lead Changes: 0 Ties: 0 (this period)

3 for 2 oppo pts

2 for 3 pts

6/13 for 46.2 %

1/2 for 50.0 %

14 A Young	Turn Over			2 7:44				
				2 7:44		21 J Johnston	Steal	
22 T Zornes	Personal Foul			2 7:26				
24 Z Fugeman	Enter Game	for 3 T Borders		2 7:26				
				2 7:17		33 A Barbour	Turn Over	
14 A Young	Steal			2 7:16				
52 B Rose	FG Attempt			2 7:00		Panthers	Def Rebound	
22 T Zornes	Def Rebound			2 6:44		52 N Sexton	FG Attempt	
4 C Stewart	FG Attempt			2 6:30		52 N Sexton	Block	52 N Sexton Def Reb
24 Z Fugeman	Personal Foul			2 6:27				
			10-16	2 6:16	-6	23 C Williams	FG Made	
				2 5:58		52 N Sexton	Personal Foul	

University of Kentucky Basketball - Play by Play Report (pg 2)  
 Boyd County Lions vs. Elizabethtown Panthers  
 Date: 03/16/2000 Time: 19:00 Site: Boys' Sweet16, Rupp Arena-Lexington,KY Attendance:

## Name	Action	Action	Score	Clock	Diff	## Name	Action	Action
42 T Chaney	Enter Game	for 52 B Rose		2 5:58				
				2 5:58		42 B Bramblett	Enter Game	for 52 N Sexton
14 A Young	FT Attempt	Lions Deadball Reb		2 5:58				
14 A Young	FT Made		11-16	2 5:58	-5			
3 T Borders	Enter Game	for 14 A Young		2 5:58				
4 C Stewart	Def Rebound			2 5:48		23 C Williams	FG Attempt	
22 T Zornes	3Pt Attempt	4 C Stewart Off Reb		2 5:31				
4 C Stewart	Putback Made		13-16	2 5:29	-3			
Lions	Def Rebound	(Dead Ball Reb)		2 5:21		33 A Barbour	FG Attempt	
				2 5:19		42 B Bramblett	Personal Foul	
4 C Stewart	FG Attempt			2 5:02		42 B Bramblett	Block	23 C Williams Def Reb
				2 4:59		23 C Williams	Turn Over	(Traveling)
				2 4:59		52 N Sexton	Enter Game	for 33 A Barbour
				2 4:49		42 B Bramblett	Personal Foul	
				2 4:49		33 A Barbour	Enter Game	for 42 B Bramblett
4 C Stewart	FT Made		14-16	2 4:49	-2			
4 C Stewart	FT Made		15-16	2 4:49	-1			
52 B Rose	Enter Game	for 4 C Stewart		2 4:49				
42 T Chaney	Def Rebound			2 4:22		33 A Barbour	3Pt Attempt	
22 T Zornes	3Pt Attempt			2 4:17		52 N Sexton	Def Rebound	
22 T Zornes	Def Rebound			2 4:14		23 C Williams	3Pt Attempt	
24 Z Fugeman	Turn Over			2 4:10				
				2 4:09		23 C Williams	Steal	
			15-18	2 4:07	-3	23 C Williams	Layup Made	
3 T Borders	Turn Over	(Bad Pass)		2 3:48				
14 A Young	Enter Game	for 24 Z Fugeman		2 3:48				
				2 3:37	-5	52 N Sexton	FG Made	23 C Williams Assist
42 T Chaney	Personal Foul			2 3:37		52 N Sexton	FT Attempt	
42 T Chaney	Def Rebound			2 3:37				
22 T Zornes	3Pt Attempt	42 T Chaney Off Reb		2 3:20				
42 T Chaney	Putback Att	Lions Off Reb		2 3:16				
42 T Chaney	FT Made		16-20	2 3:07	-4	34 M Richardson	Personal Foul	
42 T Chaney	FT Made		17-20	2 3:07	-3			
4 C Stewart	Enter Game	for 42 T Chaney		2 3:07				
				2 2:54		23 C Williams	Turn Over	
14 A Young	Steal			2 2:53				
3 T Borders	3Pt Attempt	22 T Zornes Off Reb		2 2:44				
				2 2:43		23 C Williams	Personal Foul	
				2 2:43		25 J Pedigo	Enter Game	for 34 M Richardson
				2 2:43				
52 B Rose	FG Made	4 C Stewart Assist	19-20	2 2:33	-1			
				2 2:19		33 A Barbour	FG Attempt	52 N Sexton Off Reb
			19-22	2 2:16	-3	52 N Sexton	Putback Made	
14 A Young	3Pt Attempt			2 1:52		52 N Sexton	Def Rebound	
52 B Rose	Personal Foul			2 1:42				
				2 1:42		52 N Sexton	FT Attempt	Panthers Deadball Reb
			19-23	2 1:42	-4	52 N Sexton	FT Made	
24 Z Fugeman	Enter Game	for 52 B Rose		2 1:42				
24 Z Fugeman	3Pt Attempt	3 T Borders Off Reb		2 1:25				
14 A Young	3Pt Made	3 T Borders Assist	22-23	2 1:21	-1			
				2 1:03		52 N Sexton	Turn Over	
14 A Young	Steal			2 1:01				
				2 0:43		33 A Barbour	Personal Foul	
				2 0:43		34 M Richardson	Enter Game	for 33 A Barbour
22 T Zornes	FT Made		23-23	2 0:43 (T1)				
22 T Zornes	FT Made		24-23	2 0:43 +1 (L1)				
				2 0:08		21 J Johnston	3Pt Attempt	52 N Sexton Off Reb
			24-25	2 0:06 -1 (L2)		52 N Sexton	Putback Made	
24 Z Fugeman	FG Attempt	Lions Deadball Reb		2 0:00				
3 T Borders	FT Made		25-25	2 0:00 (T2)		23 C Williams	Personal Foul	
3 T Borders	FT Attempt			2 0:00		23 C Williams	Def Rebound	

**OFFICIAL NCAA BASKETBALL BOX SCORE**  
 Elizabethtown Panthers vs Boyd County Lions

03/16/2000 19:00  
 1st Half Box Score

Arena Boys' Sweet16, Rupp Arena  
 City,State Lexington,KY

No.	Elizabethtown Panthers	Total FG		3-point		FT	FTA	Rebounds			F	TP	A	TO	BLK	STL	MIN
		FG	FGA	FG	FGA			Off	Def	Tot							
4	Kyle Foster	0	0	0	0	0	0	0	0	0	0	0	0	0	0	DNP	
5	Chris Robinson	0	0	0	0	0	0	0	0	0	0	0	0	0	0	DNP	
10	Brett Atcher	0	0	0	0	0	0	0	0	0	0	0	0	0	0	DNP	
11	Mike Howard	0	0	0	0	0	0	0	0	0	0	0	0	0	0	DNP	
20	Jashawn Curry	0	0	0	0	0	0	0	0	0	0	0	0	0	0	DNP	
21	* Jason Johnston	1	2	0	1	0	0	0	1	1	0	2	0	1	0	16:00	
23	* Chris Williams	3	7	1	3	0	0	0	5	5	2	7	1	2	0	16:00	
25	* Josh Pedigo	0	1	0	0	0	0	0	1	1	0	0	2	1	0	10:15	
33	* Antwain Barbour	2	7	0	1	0	0	1	0	1	2	4	1	1	0	15:07	
34	Mark Richardson	0	0	0	0	0	0	0	0	0	1	0	0	0	0	6:28	
42	Blake Bramblett	0	0	0	0	0	0	0	0	0	2	0	0	0	1	1:09	
50	Dwight Rudd	0	0	0	0	0	0	0	0	0	0	0	0	0	0	DNP	
52	* Nathan Sexton	5	8	0	0	2	5	3	3	6	1	12	0	2	1	15:01	
<b>Team (Included in Totals)</b>								<b>0</b>	<b>1</b>	<b>1</b>							
<b>Totals</b>		<b>11</b>	<b>25</b>	<b>1</b>	<b>6</b>	<b>2</b>	<b>5</b>	<b>4</b>	<b>11</b>	<b>15</b>	<b>8</b>	<b>25</b>	<b>4</b>	<b>7</b>	<b>2</b>	<b>3</b>	<b>80</b>
Total FG%: 1st half 11 - 25 (44.0%) 2nd half 0 - 0 (0.00%) Game 11 - 25 (44.0%)												Deadball					
3Pt FG%: 1st half 1 - 5 (20.0%) 2nd half 0 - 0 (0.00%) Game 1 - 5 (20.0%)												rebounds					
FT%: 1st half 2 - 5 (40.0%) 2nd half 0 - 0 (0.00%) Game 2 - 5 (40.0%)												1					

No.	Boyd County Lions	Total FG		3-point		FT	FTA	Rebounds			F	TP	A	TO	BLK	STL	MIN
		FG	FGA	FG	FGA			Off	Def	Tot							
3	* Tyler Borders	0	1	0	1	1	2	1	0	1	0	1	2	2	0	0	14:32
4	* Caleb Stewart	2	5	0	0	2	2	1	5	6	0	6	1	1	0	0	14:18
10	Joe Howard	0	0	0	0	0	0	0	0	0	0	0	0	0	0	0	DNP
12	Ryan Fratey	0	0	0	0	0	0	0	0	0	0	0	0	0	0	0	DNP
14	* Adam Young	1	2	1	2	1	2	0	1	1	0	4	0	2	0	3	13:50
20	Matt Cline	0	0	0	0	0	0	0	0	0	0	0	0	0	0	0	DNP
22	* Tyler Zornes	2	8	1	5	2	2	1	2	3	1	7	1	2	0	0	16:00
23	Brandon Lange	0	0	0	0	0	0	0	0	0	0	0	0	0	0	0	DNP
24	Zach Fugeman	0	2	0	1	0	0	0	0	0	1	0	0	1	0	0	5:20
30	Jacob Meade	0	0	0	0	0	0	0	0	0	0	0	0	0	0	0	DNP
32	Chase Caudill	0	0	0	0	0	0	0	0	0	0	0	0	0	0	0	DNP
33	Josh Evans	0	0	0	0	0	0	0	0	0	0	0	0	0	0	0	DNP
42	Todd Chaney	0	1	0	0	2	2	1	2	3	1	2	0	0	0	0	2:51
45	David Peals	0	0	0	0	0	0	0	0	0	0	0	0	0	0	0	DNP
52	* Brandon Rose	2	3	0	0	1	2	0	1	1	2	5	1	0	0	1	13:09
<b>Team (Included in Totals)</b>								<b>1</b>	<b>0</b>	<b>1</b>							
<b>Totals</b>		<b>7</b>	<b>22</b>	<b>2</b>	<b>9</b>	<b>9</b>	<b>12</b>	<b>5</b>	<b>11</b>	<b>16</b>	<b>5</b>	<b>25</b>	<b>5</b>	<b>8</b>	<b>0</b>	<b>4</b>	<b>80</b>
Total FG%: 1st half 7 - 22 (31.8%) 2nd half 0 - 0 (0.00%) Game 7 - 22 (31.8%)												Deadball					
3Pt FG%: 1st half 2 - 9 (22.2%) 2nd half 0 - 0 (0.00%) Game 2 - 9 (22.2%)												rebounds					
FT%: 1st half 9 - 12 (75.0%) 2nd half 0 - 0 (0.00%) Game 9 - 12 (75.0%)												3					

Technical Fouls: None

Attendance: Unknown

Officials: Rick Chasteen, Rob Allen, Tommy Hutton

Score by Period	1st H	2nd H	Final	Record	Overall	Conf
Boyd County Lions	25	0	25	Lions	22-7	
Elizabethtown Panthers	25	0	25	Panthers	26-5	

	Lions		Panthers			Lions		Panthers	
Points off Turnovers	8	10	Second Effort Points	9	7	Bench Points	2	0	
Points in the Paint	10	16	3 Point Points	6	3	Free Throw Points	9	2	
Largest Lead	0	8 (8 pts)	Lead Changes	2		Number of Ties	2		

University of Kentucky Basketball - Play by Play Report - Period 3 (pg 1)  
 Boyd County Lions vs. Elizabethtown Panthers  
 Date: 03/16/2000 Time: 19:00 Site: Boys' Sweet16, Rupp Arena-Lexington,KY Attendance:

##	Name	Action	Action	Score	Clock	Diff	##	Name	Action	Action
3	T Borders	Leave Game			3 8:00					
4	C Stewart	Leave Game			3 8:00					
14	A Young	Leave Game			3 8:00					
22	T Zornes	Leave Game			3 8:00					
3	T Borders	Enter Game	for 24 Z Fugeman		3 8:00					
4	C Stewart	Enter Game			3 8:00					
14	A Young	Enter Game			3 8:00					
22	T Zornes	Enter Game			3 8:00					
52	B Rose	Enter Game			3 8:00					
					3 8:00		21	J Johnston	Leave Game	
					3 8:00		23	C Williams	Leave Game	
					3 8:00		25	J Pedigo	Leave Game	
					3 8:00		34	M Richardson	Leave Game	
					3 8:00		21	J Johnston	Enter Game	for 52 N Sexton
					3 8:00		23	C Williams	Enter Game	
					3 8:00		25	J Pedigo	Enter Game	
					3 8:00		33	A Barbour	Enter Game	
					3 8:00		52	N Sexton	Enter Game	
3	T Borders	FG Made		27-25	3 7:22	+2 (L3)				
				27-27	3 7:11	(T3)	33	A Barbour	FG Made	
24	Z Fugeman	Enter Game	for 4 C Stewart		3 7:06					
52	B Rose	FG Made	22 T Zornes Assist	29-27	3 7:03	+2				
3	T Borders	Def Rebound			3 6:59		33	A Barbour	FG Attempt	
22	T Zornes	3Pt Attempt			3 6:34		23	C Williams	Def Rebound	
				29-29	3 6:26	(T4)	33	A Barbour	FG Made	
52	B Rose	Personal Foul		29-30	3 6:25	-1 (L4)	33	A Barbour	FT Made	
					3 6:00		33	A Barbour	Personal Foul	
22	T Zornes	FG Attempt	52 B Rose Off Reb		3 5:55					
24	Z Fugeman	FG Attempt	22 T Zornes Off Reb		3 5:49					
22	T Zornes	Putback Made		31-30	3 5:48	+1 (L5)				
					3 5:47		52	N Sexton	Personal Foul	
					3 5:47		34	M Richardson	Enter Game	for 33 A Barbour
22	T Zornes	FT Made		32-30	3 5:47	+2				
3	T Borders	Def Rebound			3 5:33		25	J Pedigo	FG Attempt	
3	T Borders	3Pt Attempt	Lions Off Reb		3 5:23					
4	C Stewart	Enter Game	for 52 B Rose		3 5:23					
					3 5:23		42	B Bramblett	Enter Game	for 25 J Pedigo
24	Z Fugeman	FG Attempt	24 Z Fugeman Off Reb		3 4:51		52	N Sexton	Block	
4	C Stewart	FT Made		33-30	3 4:41	+3	52	N Sexton	Personal Foul	
4	C Stewart	FT Made		34-30	3 4:41	+4				
				34-32	3 4:35	+2	23	C Williams	FG Made	
22	T Zornes	Turn Over			3 4:21					
					3 4:21		25	J Pedigo	Enter Game	for 52 N Sexton
				34-35	3 4:14	-1 (L6)	23	C Williams	3Pt Made	25 J Pedigo Assist
24	Z Fugeman	FG Attempt	Lions Deadball Reb		3 3:58					
					3 3:58		34	M Richardson	Personal Foul	
4	C Stewart	FG Made	22 T Zornes Assist	36-35	3 3:56	+1 (L7)				
22	T Zornes	Personal Foul		36-36	3 3:36	(T5)	23	C Williams	FT Made	
				36-37	3 3:36	-1 (L8)	23	C Williams	FT Made	
22	T Zornes	Turn Over			3 3:07					
					3 3:05		34	M Richardson	Steal	
					3 3:04		34	M Richardson	Turn Over	(Bad Pass)
22	T Zornes	FG Attempt	4 C Stewart Off Reb		3 2:43					
4	C Stewart	Turn Over			3 2:42					
					3 2:42					
4	C Stewart	Block		36-39	3 2:37		42	B Bramblett	FG Attempt	23 C Williams Off Reb
					3 2:33	-3	23	C Williams	Putback Made	
22	T Zornes	Turn Over	(Bad Pass)		3 1:52					
Lions	Time Out				3 1:49					
52	B Rose	Enter Game	for 24 Z Fugeman		3 1:49					
					3 1:40		23	C Williams	3Pt Attempt	34 M Richardson Off Reb
				36-41	3 1:34	-5	42	B Bramblett	FG Made	
4	C Stewart	FG Attempt	4 C Stewart Off Reb		3 1:13					
4	C Stewart	Putback Made		38-41	3 1:12	-3				
					3 0:59		25	J Pedigo	Turn Over	(Traveling)
4	C Stewart	FG Attempt			3 0:52		42	B Bramblett	Def Rebound	

**University of Kentucky Basketball - Play by Play Report - Period 3 (pg 2)**  
**Boyd County Lions vs. Elizabethtown Panthers**  
**Date: 03/16/2000 Time: 19:00 Site: Boys' Sweet16, Rupp Arena-Lexington,KY Attendance:**

## Name	Action	Action	Score	Clock	Diff	## Name	Action	Action
				3 0:42		34 M Richardson	Turn Over	(Bad Pass)
4 C Stewart	Steal			3 0:40				
22 T Zornes	Layup Made	4 C Stewart Assist	40-41	3 0:37	-1			
				3 0:07		23 C Williams	FG Attempt	Panthers Off Reb
3 T Borders	Def Rebound			3 0:02		23 C Williams	3Pt Attempt	

**End of Period Summary Lions 40 Panthers 41**

**Largest Lead: Lions 0 Panthers 8 (8 pts)**  
**Lead in Period: Lions 36 Panthers 41 (5 pts)**  
 4 for 7 oppo pts  
 6 for 7 pts  
 6/15 for 40.0 %  
 3/3 for 100 %

**Turnovers**  
**2nd Chances**  
**Field Goals**  
**Free Throws**

**Lead Changes: 8 Ties: 5**  
**Lead Changes: 5 Ties: 3 (this period)**  
 3 for 2 oppo pts  
 3 for 4 pts  
 6/12 for 50.0 %  
 3/3 for 100 %

University of Kentucky Basketball - Play by Play Report - Period 4 (pg 1)  
 Boyd County Lions vs. Elizabethtown Panthers  
 Date: 03/16/2000 Time: 19:00 Site: Boys' Sweet16, Rupp Arena-Lexington,KY Attendance:

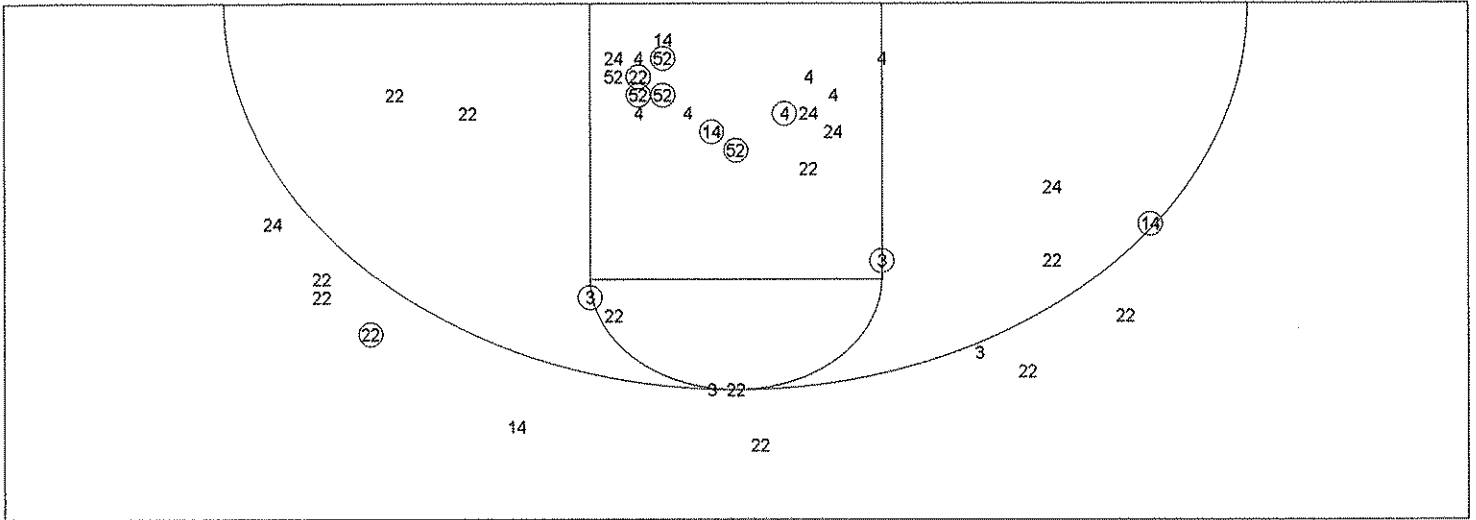
##	Name	Action	Score	Clock	Diff	##	Name	Action	Action
				4 8:00		34	M Richardson	Leave Game	
				4 8:00		33	A Barbour	Enter Game	for 42 B Bramblett
				4 8:00		52	N Sexton	Enter Game	
				4 7:37		52	N Sexton	Turn Over	
22	T Zornes	Steal		4 7:36					
52	B Rose	FG Made	42-41	4 7:29	+1 (L9)				
4	C Stewart	Def Rebound		4 7:19		23	C Williams	3Pt Attempt	
4	C Stewart	FG Attempt		4 7:06		52	N Sexton	Def Rebound	
4	C Stewart	Personal Foul		4 7:05					
	Lions	Def Rebound		4 6:35		25	J Pedigo	3Pt Attempt	
				4 5:47		21	J Johnston	Personal Foul	
3	T Borders	FG Made	44-41	4 5:32	+3				
22	T Zornes	Personal Foul		4 5:22					
				4 5:22		42	B Bramblett	Enter Game	for 25 J Pedigo
			44-42	4 5:22	+2	52	N Sexton	FT Made	
			44-43	4 5:22	+1	52	N Sexton	FT Made	
	Lions	20 Sec Time Out		4 4:53					
3	T Borders	Turn Over		4 4:51					
				4 4:50		42	B Bramblett	Steal	
3	T Borders	Def Rebound		4 4:28		23	C Williams	3Pt Attempt	
22	T Zornes	FG Attempt		4 4:19					
				4 3:00					
	Lions	Time Out		4 2:45					
				4 2:45		34	M Richardson	Enter Game	for 42 B Bramblett
				4 2:45		4	K Foster	Enter Game	for 21 J Johnston
52	B Rose	Turn Over		4 2:31					
				4 2:30		33	A Barbour	Steal	
			44-45	4 2:28	-1 (L10)	33	A Barbour	Dunk Made	
22	T Zornes	Turn Over		4 2:09					
				4 2:04		23	C Williams	Layup Made	
22	T Zornes	Turn Over		4 1:49					
		(Traveling)		4 1:44			Panthers	Time Out	
				4 1:44		4	K Foster	Leave Game	
				4 1:44		21	J Johnston	Enter Game	for 34 M Richardson
				4 1:44		25	J Pedigo	Enter Game	
33	J Evans	Enter Game		4 1:44					
24	Z Fugeman	Enter Game		4 1:44					
		for 22 T Zornes		4 1:44					
		for 52 B Rose		4 1:44					
				4 1:25		52	N Sexton	Layup Made	25 J Pedigo Assist
				4 1:03		25	J Pedigo	Personal Foul	
22	T Zornes	Enter Game		4 1:03					
14	A Young	FT Attempt		4 1:03					
14	A Young	FT Made	45-49	4 1:03	-4				
14	A Young	FT Made	46-49	4 1:03	-3				
3	T Borders	Personal Foul		4 0:57					
14	A Young	Personal Foul		4 0:56					
24	Z Fugeman	Personal Foul		4 0:55					
				4 0:55		33	A Barbour	FT Attempt	52 N Sexton Off Reb
				4 0:52		52	N Sexton	Putback Att	23 C Williams Off Reb
				4 0:50		23	C Williams	Putback Made	
14	A Young	Personal Foul		4 0:49					
				4 0:49		42	B Bramblett	Enter Game	for 25 J Pedigo
52	B Rose	Enter Game		4 0:49					
		for 24 Z Fugeman		4 0:49					
				4 0:49		23	C Williams	FT Made	
14	A Young	FG Made	48-52	4 0:42	-4				
				4 0:35		52	N Sexton	Turn Over	
52	B Rose	Steal		4 0:35					
22	T Zornes	3Pt Attempt		4 0:30					
4	C Stewart	Putback Att		4 0:27		21	J Johnston	Def Rebound	
14	A Young	Personal Foul		4 0:25					
52	B Rose	Def Rebound		4 0:25		21	J Johnston	FT Attempt	
52	B Rose	Layup Made	50-52	4 0:16	-2				
	Lions	Time Out		4 0:14					
				4 0:14		25	J Pedigo	Enter Game	for 42 B Bramblett
24	Z Fugeman	Enter Game		4 0:14					
		for 52 B Rose		4 0:14					
				4 0:14		23	C Williams	Turn Over	
14	A Young	Steal		4 0:14					



**University of Kentucky Basketball - Play by Play Report - Period 4 (pg 2)**  
**Boyd County Lions vs. Elizabethtown Panthers**  
**Date: 03/16/2000 Time: 19:00 Site: Boys' Sweet16, Rupp Arena-Lexington,KY Attendance:**

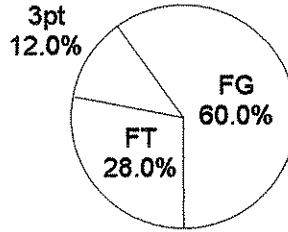
##	Name	Action	Action	Score	Clock	Diff	##	Name	Action	Action
14	A Young	FG Attempt			4 0:14		25	J Pedigo	Block	25 J Pedigo Def Reb
					4 0:05		25	J Pedigo	Turn Over	
					4 0:05		42	B Bramblett	Enter Game	for 25 J Pedigo
					4 0:05			Panthers	Time Out	
52	B Rose	Enter Game	for 24 Z Fugeman		4 0:05					
4	C Stewart	Turn Over			4 0:04					
					4 0:04		23	C Williams	Steal	
14	A Young	Personal Foul			4 0:01		23	C Williams	FT Attempt	Panthers Deadball Reb
					4 0:01		23	C Williams	FT Attempt	
22	T Zornes	Def Rebound			4 0:01					

**University of Kentucky Basketball - TEAM SHOT CHART for the Lions**  
**Boyd County Lions vs. Elizabethtown Panthers**  
**DATE: 03/16/2000 TIME: 19:00 SITE: Boys' Sweet16, Rupp Arena-Lexington,KY**

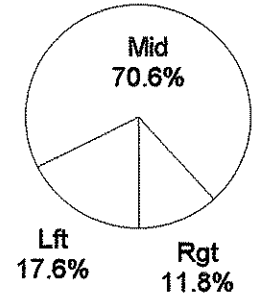


Shot Summary	M/A	%	PTS
3Pt FG	2/12	16.7%	6
2Pt FG	15/34	44.1%	30
Layups - L	2/2	100.0%	4
Layups - R	1/1	100.0%	2
Dunks	0/0	0.0%	0
Putbacks	3/5	60.0%	6
Overall Shooting	17/46	37.0%	36
Free Throws	14/18	77.8%	14
Total Points			50

**Scoring Distribution**




**Scoring Locations**



By Period	FG	FGA	FG%	3Pt	3PA	3P%	FT	FTA	FT%	PTS	ORB	DRB	TR	PF	AST	TO	BS	ST	P/S
1st Period	4	8	50.0	1	2	50.0	1	2	50.0	10	0	6	6	1	3	5	0	1	1.11
2nd Period	3	14	21.4	1	7	14.3	8	10	80.0	15	5	5	10	4	2	3	0	3	0.79
3rd Period	6	15	40.0	0	2	0.00	3	3	100	15	6	3	9	2	3	4	1	1	0.94
4th Period	4	9	44.4	0	1	0.00	2	3	66.7	10	2	5	7	8	3	5	0	3	1.00
Game	17	46	37.0	2	12	16.7	14	18	77.8	50	13	19	32	15	11	17	1	8	0.91

**Scoring Breakdown**



**Scoring Range**

